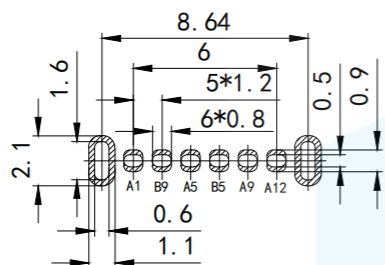
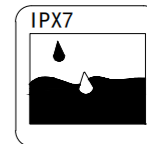


RoHS2.0
Compliant

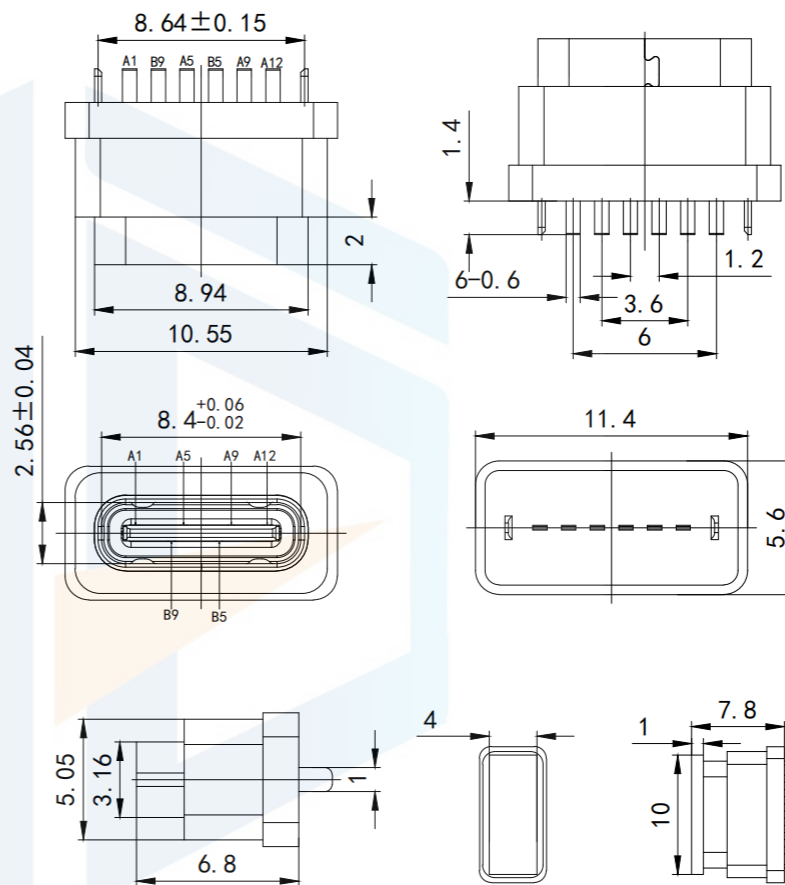


RECOMMEND P.C.B LAYOUT (COMPONENT SIDE)
TOLERANCE FOR PCB LAYOUT IS ± 0.05

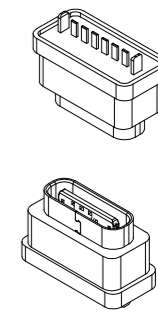
NOTES:

SPECIFICATION:

- CURRENT RATING: 3.0 A
- VOLTAGE RATING: 3.0 V
- VBUS & GND PINS AND OTHER PINS: 40m Ω /PIN MAX
- SHIELD: 50m Ω /MAX LLCR MAX. CHANGE OF ALL PINS: 10 Ω m
- INSULATION RESISTANCE: 100M Ω MIN
- DIELECTRIC WITHSTAND VOLTAGE, AC 100V FOR 1MINUTE
- INSERTION FORCE: 0.5~2.0kgf
- UNMATING FORCE: 0.8~2.0kgf
- DURABILITY: 10000 CYCLES
- OPERATING TEMPERATURE: -35 $^{\circ}$ C~+85 $^{\circ}$ C
- THE PEAK TEMPERATURE ON THE BOARD SHALL BE MAINTAINED FOR 10 SECONDS AT 210-230 $^{\circ}$ C
- WATERPROOF: IP-X7.



装前塞示意图



TOLERANCE	X. XXX	± 0.05		东莞市恒祺电子科技有限公司 Dongguan Hengqi Electronic Technology Co., Ltd		
	X. XX	± 0.15		https://www.hq-dz.com phone:15812872448		
PROTECTON 	X. X	± 0.20	TITLE: TYPE C 6P 立插防水母座H=6.8mm 带钢片	PART NO:成品图		
	X.	± 0.30		DRAWING NO:TYPE-C6P-LC1068FS		
	ANGLE	$\pm 5.0^{\circ}$		DATE: 18-10-08 UNIT: mm		
DRAWN:			DATE: 18-10-08			
CHECKED:			DATE: 18-10-08			
APPROVED:			DATE: 18-10-08			
			SCALE: FULL			
			SIZE: A4			