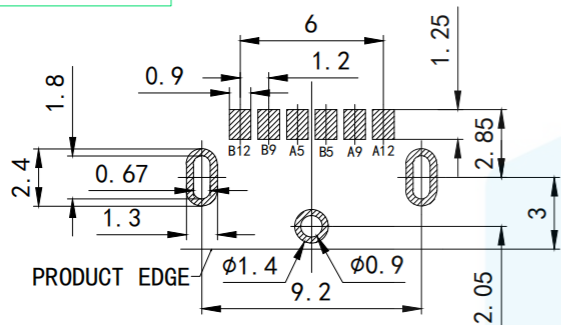


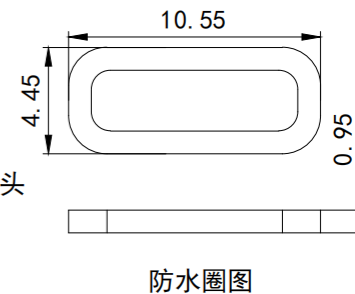
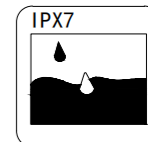
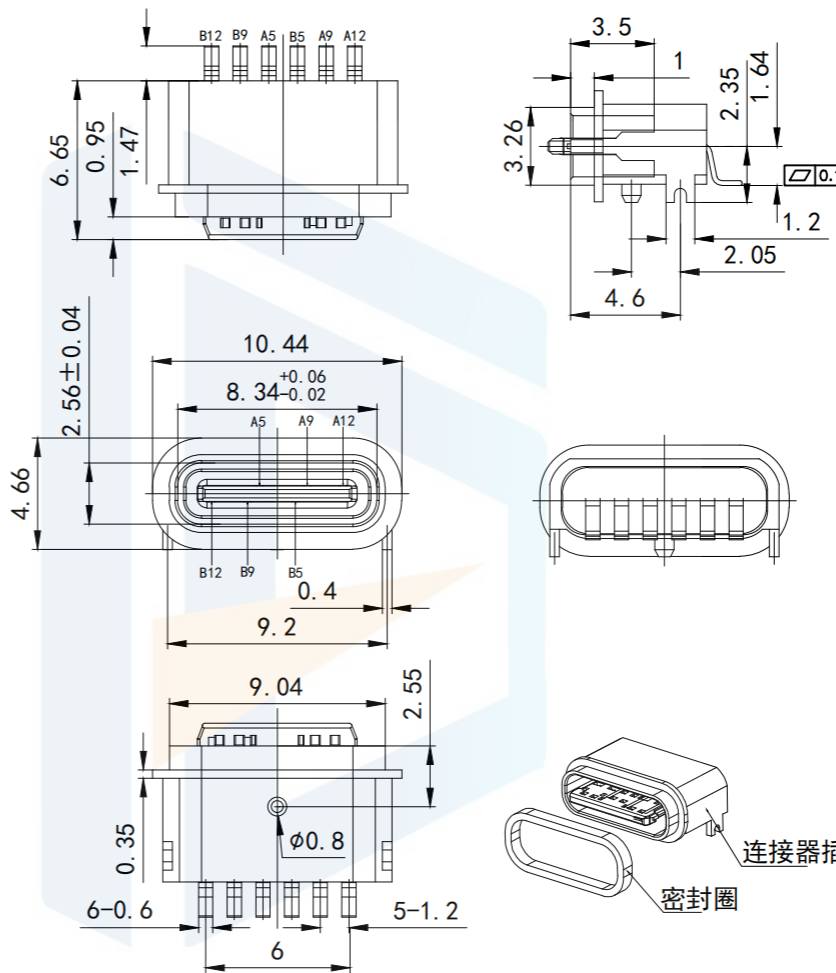
RoHS2.0
Compliant



RECOMMEND P.C.B LAYOUT (COMPONENT SIDE)
TOLERANCE FOR PCB LAYOUT IS ± 0.05

NOTE:

1. Electrical characteristics:
 - 1.1. Contact area: contact resistance 40m Ω Max, allowing 10m Ω variation
Test conditions :20mv, 100mA measurement.
 - 1.2. Contact current: 3A VBUS pin; 1.25A for GND Pin; The other pins are 0.25A.
 - 1.3. Rated voltage: 5V.
 - 1.4. Withstand voltage: 100VAC.
 - 1.5. Insulation resistance: at least 100 megohm.
2. Mechanical properties:
 - 3.1. Insertion force: 0.5-2.0Kg
 - 3.2. Pullout force: 0.6-2.04Kg
 - 3.3. Insertion and removal times: 10000 times.
 4. Weldability: temperature 210-230 $^{\circ}$ C, time 10 seconds
 5. Working environment: -20 $^{\circ}$ C to +85 $^{\circ}$ C.



TOLERANCE			东莞市恒祺电子科技有限公司 Dongguan Hengqi Electronic Technology Co., Ltd		
X. XXX	± 0.05		https://www.hq-dz.com phone:15812872448		
X. XX	± 0.15	TITLE: TYPE C 6P 板上防水母座L=6.65mm 粉末冶金/舌片外露0.95		PART NO:TYPE-C6P-BS0665FS	
X. X	± 0.20			DRAWING NO:10.44*4.66*6.65	
X.	± 0.30			DATE:	18-10-08
ANGLE	$\pm 5.0^{\circ}$			DATE:	18-10-08
PROTECTON		DRAWN:		DATE:	18-10-08
		CHECKED:		DATE:	18-10-08
		APPROVED:		DATE:	18-10-08
				UNIT:	mm
				SCALE:	FULL
				SIZE:	A4