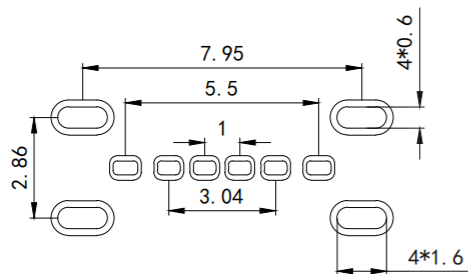
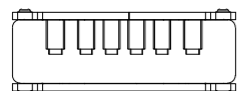


RoHS2.0
Compliant

H=MM

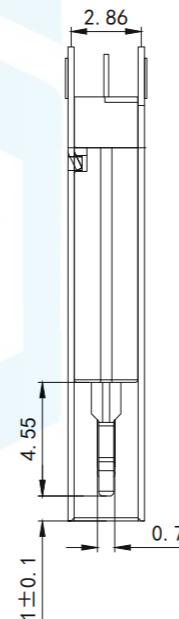
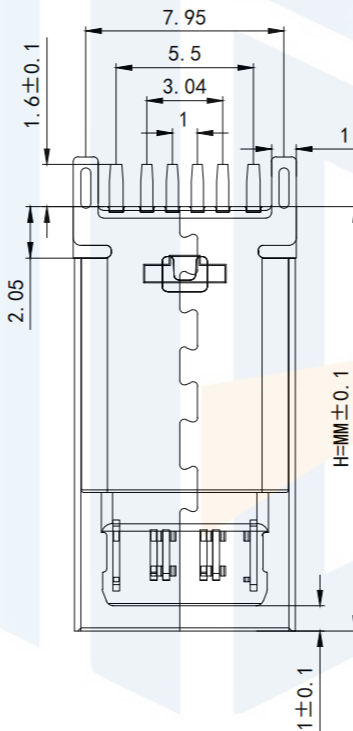
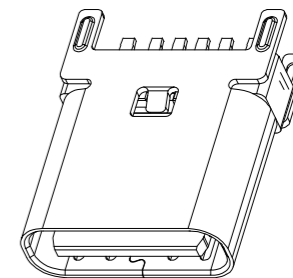
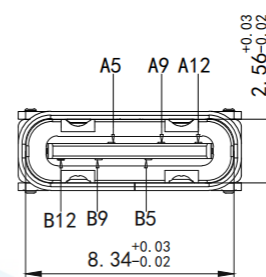
A	B	C	D	E	F	G	H	L
13	13.7	15	17.5					



RECOMMENDED P. C. B. LAYOUT
TOLERANCE UNSPECIFIED $\pm 0.05\text{mm}$

NOTE:

- 1 Material:
- 1 Rubber core :LCP UL94 V-0
 - 2 Terminal :C2680, T=0.2mm; Nickel base, gold plated
 - 3 Housing :SUS20/1304 surface nickel-plated
2. Electrical characteristics:
- 2.1. Contact area: contact resistance 40m Ω Max, allowing 10m Ω
Test conditions :20mv, 100mA measurement:
 - 2.2. Contact current :3A VBUS pin; 1.25A for GND
Pin; The other pins are 0.25A.
 - 2.3. Rated voltage :5V.
 - 2.4. Withstand voltage :100VAC.
 - 2.5. Insulation resistance :3 at least 100 megohm
3. Mechanical properties:
- 3.1. Insertion force :0.5-2.0Kg
 - 3.2. Pullout force :0.6-2.04Kg
 - 3.3. Insertion and removal times :10000 times.
4. Working environment :-20°C to +85°C
5. Resistance to welding heat: the terminal is immersed in a tin tank at 250 °C; Through the
When 3-5S is 0.5Sec, the tin-stained area is more than 95%
6. Appearance: The parts can withstand the following welding conditions:
temperature
250°C, time 8-10 seconds, appearance no damage deformation

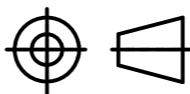


B12	GND
B9	VBUS
B5	CC2
A5	CC1
A9	VBUS
A12	GND
PIN	SIGNAL NAME

TOLERANCE

X. XXX	± 0.05
X. XX	± 0.15
X. X	± 0.20
X.	± 0.30
ANGLE	$\pm 5.0^\circ$

PROTECTON



东莞市恒祺电子科技有限公司
Dongguan Hengqi Electronic Technology Co., Ltd

<https://www.hq-dz.com> phone:15812872448

TITLE: TYPE C 6P立式直插加长款 4定位脚插板	PART NO:TYPE-C6P-LC1014A
DRAWING NO:8.34*3.06*H	

DRAWN:	DATE:	18-10-08	UNIT:	mm
CHECKED:	DATE:	18-10-08	SCALE:	FULL
APPROVED:	DATE:	18-10-08	SIZE:	A4